











Name: _____ Date: Mon. 5/4-5/8 Teacher: 2nd Grade, Heelen

Second Grade Distance Learning

Epiphany Catholic School: Home Learning Daily Plan (Week #7)

Schedule		Mon.	Tues.	Wed.	Thurs.	Fri.
<u>Writing</u> In your Writing Journal. Write 3-5 sentences and include a picture. Remember, "no stick figures in 2nd grade!" add a date and some color.	Daily writing prompts were included in each student's spelling folder. Choose one per day. Students may substitute writing a letter to a friend or family member as an alternate assignment; or choose to write their own story! Please email a picture of your favorite writing assignment to Mrs. Heelen for a grade or scan and print out a copy to drop off at school.	5/4 "Catch-Up Day!" Students can skip the Writing Prompt Today!	<input type="checkbox"/> 5/5 Did you get my letter!? I'd LOVE to hear back from you!	<input type="checkbox"/> 5/6 Skip your writing prompt any day this week and write a letter to me! Deliver it to me with your homework!	<input type="checkbox"/> 5/7 Also; Don't forget that Sunday is Mother's Day!m Skip your prompt to make a card for your mom (Use cursive!)	<input type="checkbox"/> 5/8 Writing Prompt is now optional on Fridays!
	<u>Resource Classes</u> Music, Art, Spanish, P.E. and Media teachers have websites with assignments & resources to complete and explore!	<input type="checkbox"/>	<input type="checkbox"/>	<input type="checkbox"/>	<input type="checkbox"/>	<input type="checkbox"/> Please turn in work if needed!
<u>Reading:</u> <u>A Froggy Fable</u> This story can be found in Reading Textbook 2.2 which everyone has at home! Complete the packet from their Reader's and Writer's Notebook (already pulled out and stapled together) that was included in your student's take home bag. Please turn in this week's work as soon as you are able to!	If you do NOT have the 2.1 Reader, access <i>A Weed is a Flower</i> by logging in to your student's Pearson Realize account to hear the story and view the decodable reader and other activities at www.pearsonrealize.com A link to the story has also been posted on our class website or by clicking on this link: https://youtu.be/cOa6MCPzyLw A song about Drawing Conclusions: https://youtu.be/1joZhs8ecvA A song about Adjectives: https://youtu.be/QxoDGIPUmyU Helping Verb Song video: https://youtu.be/LtiLIjZCc7I	"Catch-Up Day!" Students can skip the Reading Packet work for Today!	<input type="checkbox"/> Reading Packet: Pg. 289 Phonics-Final Ending -le & Pg. 290 High Frequency Words Read the Story A Froggy Fable" with a family member!	<input type="checkbox"/> Reading Packet: Pg. 291 Comprehension- Draw Conclusions & Pg. 292 (Review) & 293 Spelling + Read the Decodable Reader 16A if you can! (www.pearsonrealize.com)	<input type="checkbox"/> Reading Packet: Pg. 294 Vocabulary & Pg. 295 Conventions /Adjectives Pg. 248 Writing (You CAN do This!) + Reread "A Weed is a Flower"	<input type="checkbox"/> Reading Packet: Pg. 249 (skip) & Pg. 250 Spelling & Pg. 251 Words & Pg. 252 Conventions /Verbs
	<u>Vocabulary:</u> <u>Wordly Wise</u>	<input type="checkbox"/> Chapter 14 Puzzle on p. 134	<input type="checkbox"/> 15A Words and Their Meanings P. 127	<input type="checkbox"/> 15B Seeing Connections P. 128	<input type="checkbox"/> No Wordly Wise Today: Mrs. Heelen is planning a FUN, ZOOM Meeting! Stay Tuned for the Time and a Link to Log-in!	<input type="checkbox"/> No Wordly Wise Today!

<h2 style="text-align: center;"><u>Spelling Words</u> & Sorts</h2> <p>All worksheets are included in this week's take home packet.</p>	<p>Sort words each day using the guide provided in the take home packet. Then do a homework sheet; there are 6 to choose from so please complete at least 4 this week! Please take a quiz on Friday (have your parents or grown-up give it to you!)</p> <p>Turn in all worksheets and the quiz!</p>	<p style="text-align: center;">"Catch-Up Day!"</p> <p>Students can skip Spelling Sorts Today!</p>	<div style="text-align: center;"></div> <p>Cut words and sort! Complete a HW worksheet</p>	<div style="text-align: center;"></div> <p>Sort & complete a HW worksheet</p>	<div style="text-align: center;"></div> <p>Sort & complete a HW worksheet</p>	<div style="text-align: center;"></div> <p>Sort & Glue down your words. Complete a HW worksheet and take a spelling quiz!</p>
<h2 style="text-align: center;"><u>Religion</u></h2> <p>Complete up to page 98 in the Student Workbook if you did not already do so last week.</p> <p><i>Text books were sent home in the Student's Take Home bags. They need to be returned to school at the end of the year.</i></p> <p>Please turn in the Purple Lent Book for grading!</p> <p>If you made a Family Paschal Candle, please email a picture!</p> <p>www.formed.org is a wonderful resource for children's videos and books to reinforce your family's Faith Journey.</p>	<p style="text-align: center;">Continue Chapter 25; The Holy Mass</p> <p>Words to Know: Mass, Sacrifice, Praise</p> <p>Discuss:</p> <ul style="list-style-type: none"> - The Last Supper was the First Mass - Jesus gave the power to the Apostles so that through Him, they could change bread and wine into His Body and Blood. This power has been passed on to all ordained priests. - We celebrate the Lord's Day on Sunday because that is the day of the Resurrection - Types and Kinds of Prayer: <ol style="list-style-type: none"> 1. Adoration/Blessing 2. Thanksgiving 3. Petitions 4. Intercession 5. Vocal 6. Mental - Mass is the perfect prayer. We are called to actively participate in Mass. - Third Commandment; Keep the Lord's Day Holy 	<p style="text-align: center;">"Catch-Up Day!"</p> <p>Students should complete any Religion Lessons they have not yet completed Today if possible.</p>	<div style="text-align: center;"></div> <p>Complete Quiz #23 (A-32)</p> <p style="text-align: center;">&</p> <p>Complete Quiz #24 (A-33)</p> <p>Complete Unit 6 Test (A-34)</p> <p>(The quizzes and tests are ready for pick-up at School in the Black 2nd Grade Bin- Sorry for last week's confusion!)</p>	<div style="text-align: center;"></div> <p>Bishop Burbidge will celebrate Mass at 10am Today from the Cathedral for all parish school communities. The Mass will be live-streamed from the Diocese's Facebook and YouTube Channel.</p> <p>& Lesson 3 We Celebrate the Resurrection</p> <p>Re-Read Page 122 in student textbook</p> <p>Complete page 99 in student workbook</p>	<div style="text-align: center;"></div> <p>Lesson 4 "The Perfect Prayer"</p> <p>Read Page 123 in student textbook</p> <p>Complete page 100 in student workbook</p>	<div style="text-align: center;"></div> <p>ZOOM Prayer Service at 9:30 am</p> <p>(visiting time begins at 9 am!)</p> <p>Watch on Formed (if possible)</p> <p>Brother Francis: The Mass: A Life Giving Prayer</p> <p>Complete Quiz #25 (A-35)</p> <p>(Submit pictures of you "Home May Crowning" to Mrs. Heelen!)</p>
<h2 style="text-align: center;"><u>Sadlier Mathematics</u></h2> <p>Two Math workbooks were sent home in the Student's Take-Home Bags. One is for classwork and one is for homework.</p> <p>The black and white "homework" pages are optional. You may choose to have your child complete them or not. They reinforce the lesson in the textbook and are supplemental.</p> <p>Students should complete the "Write About It" in the Math Journal that was in their Take-Home Bag.</p>	<p style="text-align: center;">3-Digit Addition and Subtraction Continued!!</p> <p>Online Extra Resources for Math:</p> <p>www.reflexmath.go</p> <p>Teacher Username: Math2heelen Class: Grade2Heelen2020</p> <p>Check out the videos on "Regrouping" on Brain Pop Jr.: https://jr.brainpop.com/math/additionandsubtraction/addingwithregrouping/</p> <p>*Please take a picture of your FAVORITE Math Journal Entry from Distance Learning and email it to Mrs Heelen (or scan a copy to turn in for grading)</p>	<p style="text-align: center;">4/27 "Catch-Up Day!"</p> <p>Students should complete any Math Lessons they have not yet completed today if possible.</p> <p>No new Math Lesson today</p>	<div style="text-align: center;"></div> <p>Lesson 9.5 Regroup Tens as 100s</p> <p>Pages 391-392</p> <p>Objective: To add 3-digit numbers regrouping tens to hundreds</p>	<div style="text-align: center;"></div> <p>Lesson 9.6 Add: Regroup Twice</p> <p>Pages 393-394</p> <p>Objective: To add 3-digit numbers, regrouping twice</p>	<div style="text-align: center;"></div> <p>"Check Your Progress"</p> <p>Lessons 1-6</p> <p>Pages 395-396</p> <p>(Skip lessons 9.7 & 9.8)</p> <p>Watch a Regrouping Song: https://youtu.be/cE-yrJv4TEs</p>	<div style="text-align: center;"></div> <p>Lesson 9.9 Add Money: Regroup Dimes or Pennies</p> <p>Pages 401-402</p> <p>Objective: To add money amounts, regrouping once</p>

Turn in all packets to school as soon as possible for a grade!						
<p align="center"><u>Science</u></p> <p align="center">Read the May Scholastic News Articles</p> <p align="center">and</p> <p align="center">Access videos and activities online!</p> <p align="center">https://classroommagazines.scholastic.com/support/learnathome.html</p> <p align="center">Our Unit on Physical Science is now Complete. We are starting a unit on Earth and Space Science!</p>		<p align="center">"Catch-Up Day!"</p> <p>Students should complete any Science and Social Studies Lessons they have not yet completed today if possible.</p>	<p align="center"></p> <p>Read the "Earth" Article</p> <p>Posted on 2nd Grade Epiphany Website</p> <p>Complete Page 4 Activity: "Breaking Rocks"</p>	<p align="center"></p> <p>Read the "Water" Article</p> <p>Posted on 2nd Grade Epiphany Website</p> <p>Complete Page 4 Activity: "Water Evaporates"</p>	<p align="center"></p> <p>Read the "Weather" Article</p> <p>Posted on 2nd Grade Epiphany Website</p> <p>Complete Page 4 Activity: "Be a Weather Watcher"</p>	<p align="center"></p> <p>Read the "Space"</p> <p>Posted on 2nd Grade Epiphany Website</p> <p>Complete Page 4 Activity: "An Upside Down Drink"</p>
<p align="center"><u>Social Studies</u></p> <p align="center">NEW INFO!</p> <p align="center">www.brainpopjr.com</p> <p>You can access Brain Pop videos with this access information:</p> <p align="center">Username:</p>	<p>This week we will conclude our study of Mexico and begin to learn about Canada!</p> <p align="center">www.getepic.com (Class Code: qah8025)</p> <p>I've added lots of books to a Reading List called, "Mexico" and another called "Canada" to make it easier for you to find books to support our Social Studies Unit.</p> <p align="center">Please check them out!</p>	<p align="center">"Catch-Up Day!"</p>	<p align="center"></p> <p align="center">Happy Cinco De Mayo!</p> <p>Watch: Brain Pop Video</p> <p>https://jr.brainpop.com/socialstudies/geography/mexico/</p>	<p align="center"></p> <p>Watch: Mexico Video</p> <p>https://youtu.be/vFAFq27f4A</p>	<p align="center"></p> <p>Watch: NatGeo Kids (Are We There Yet? Canadian Dog Sledding)</p> <p>https://youtu.be/2winnnAOAja</p>	<p align="center"></p> <p>Watch: NatGeo Kids (Are We There Yet? Canadian Waterfall)</p> <p>https://youtu.be/ZcV7roYUD4w</p>
<p><i>Extra Reading Resource:</i></p> <p align="center"><u>EPIC Books</u></p> <p>There are so many wonderful books on Epic! Non-Fiction or Fiction, Easy Chapter Books, New and Classic Picture Books, Read-Alouds, and Videos, etc.! Please check it out if you can!</p>	<p align="center">www.getepic.com (Class Code: qah8025)</p>		<p align="center"></p> <p>George Washington Carver ebook</p> <p>https://www.getepic.com/app/read/43521</p>	<p align="center"></p> <p>George Washington Carver video</p> <p>https://www.getepic.com/app/read/23218</p>		

Math and Reading workbook pages can be torn out and turned in to the school (2nd Grade Drop Off Bin!) at the end of the week. Thank you to those students who have emailed in pictures of your home learning!

Stay tuned for more info about a 2nd Grade ZOOM Meeting on Thursday so we can say hello to each other!

Write Back Soon!!

God Bless! - Mrs. Heelen heelenj@epiphanycatholicschool.org